



HOW TO DO YOUR TEST

1. Clean hands with gel



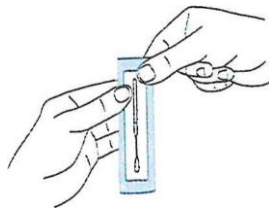
2. Blow your nose with tissues provided and dispose in bin



3. Clean hands with gel

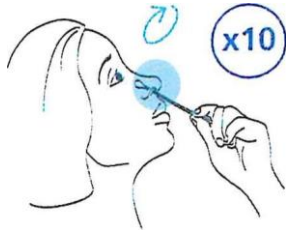


4. Open package

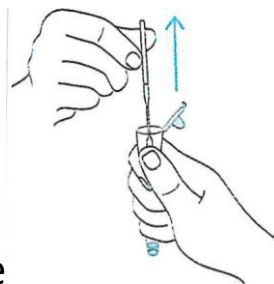
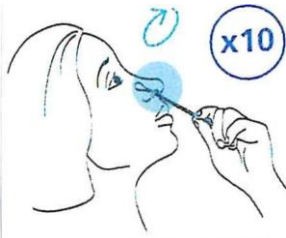


5. Take swab and insert it into your nostril until YOU feel resistance (This should be 2 to 2.5 cms inside your nostril)

6. Roll the swab 10 times along the inside of your nostril



7. Gently remove the swab and repeat for the other nostril



8. Place the swab in the tube

9. Hand over to processing station as directed by Test Assistant

10. Sanitise hands



11. Put mask back on



12. Please take your Registration Card



13. Leave the room

