







Year 6 Home Learning Timetable



6.7.20	Morning Session	Afternoon Session
Monday	9.00am – Maths Continue to work through the tasks set on Epraise using My Maths and supplemented by White Rose Learning. 10.15am – Spellings Practice – See page below 10.30am PE - Worcestershire Virtual School Games week – tune in the daily live videos. See last page below. The you tube link will be posted here daily from 10:30am https://www.activehw.co.uk/worcestershire-school-games 11:15 – English Oak Academy Lesson 3 – <i>Letter of Complaint: Identifying the Features</i> Lunch Break	Complete one of the foundation subject tasks on the following page. 30 Minutes Reading <i>NEW Reading Challenge:</i> Sketch the setting of your favourite book
Tuesday	9.00am – Maths Continue to work through the tasks set on Epraise using My Maths and supplemented by White Rose Learning. 10.15am – Spellings Practice 10.30am — PE - Worcestershire Virtual School Games week – tune in the daily live videos. See last page below. 11:15 – English Oak Academy Lesson 4 – <i>Letter of Complaint: Clause Structures</i> Lunch Break	Science – Go to Epraise and Use the PowerPoint – Evaluating Data and complete tasks 1- 3 30 Minutes Reading <i>NEW Reading Challenge:</i> Write a summary of your book in 50 words
Wednesday	9.00am – Maths Continue to work through the tasks set on Epraise using My Maths and supplemented by White Rose Learning. 10.15am – Spellings Practice 10.30am — PE - Worcestershire Virtual School Games week – tune in the daily live videos. See last page below. Week 12 PE challenges Sports day theme – Can be found on the school website. 11:15 – English Oak Academy Lesson 5 – <i>Letter of Complaint: Write Your Own</i> Lunch Break	Complete one of the foundation subject tasks on the following page. 30 Minutes Reading <i>NEW Reading Challenge:</i> Take a Key moment from a fiction book and turn it into a newspaper report.
Thursday	9.00am – Maths Continue to work through the tasks set on Epraise using My Maths and supplemented by White Rose Learning. 10.15am – Spellings Practice 10.30am — PE - Worcestershire Virtual School Games week – tune in the daily live videos. See last page below. 11:15 – English Oak Academy Lesson 1 – <i>Information Leaflet: Reading Focus</i> Lunch Break	Science - Finish task 5 the purple box activity 'Evaluating data?' and then do the Activate online activities on kerboodle: WS 1.3 – 1.5 Progress Quiz – Practice & Test 30 Minutes Reading <i>NEW Reading Challenge:</i> Write an alternative ending to a book you have recently read.
Friday	9.00am – Maths Continue to work through the tasks set on Epraise using My Maths and supplemented by White Rose Learning. 10.15am – Spellings Practice 10.30am — PE - Worcestershire Virtual School Games week – tune in the daily live videos. See last page below. 11:15 – Collective Worship task (Found on next page) Lunch Break	Complete two of the foundation subject tasks on the following page. 30 Minutes Reading <i>Reading Challenge:</i> Draw your favourite part of a book and label it.

	Foundation Subject task	
Art	<p>If you have complete the art project set by your teacher online have a go at this; During the last three/four months' life has been very different for you all. There have been lots of good things including; spending time with your family, peoples' appreciation for the NHS, Captain Tom and hundreds of others raising money for charity, less pollution, more wildlife etc. Alongside this there has also been negatives, the most serious being death and loneliness. Greed when buying toilet rolls for example.</p> <p>Use the template which can be found on the school website or draw your own image to represent the two sides of lockdown. Cut your page in half and surround with the good on one side and bad on the other. Consider using colours to represent the good and bad.</p>	
French	 <p>Work through the Powerpoint uploaded onto Epraise by your French teacher (Can also be found on the school website). Work through the slides and complete the cultural project: Make presentation in English (Poster/ Word or PPT) Choosing from the topics in the boxes. You could do the presentation in French and show off your skills.</p>	
Geography	 <p>Lesson 8 on Oak National Academy – Geography – year 7 Map skills. After the lesson pupils should complete a question sheet on contours. Those not attending lessons in school should complete Lessons 6&7 on Oak National Academy – Geography – year 7 Map skills.</p> 	
Computing	<p>For computing we would like you to continue working through your scratch projects at your own speed. Here is the link you need if you haven't started. These activities cover some of our summer term objectives and will give you a head start when we return to school. If you would like an extension or challenge, please send an Epriase message to Miss Jarvis.</p> <p>https://projects.raspberrypi.org/en/codeclub/scratch-module-1</p>	



Collective Worship – Friendship and Community

LOVE
FAITH
forgiveness
RECONCILIATION
PEACE
JUSTICE
Prayer
Integrity

BLESSING

*"The greatness of a community
is most accurately measured
by the compassionate actions
of its members."
Coretta Scott King*

REFLECT

Write an encouraging note to two/three of your friends. Put it somewhere safe so that you can pass it to them when you are next together.

Year 6 Spellings

On the next page you will see some spellings that we would like you to work on this week. Each day we would like you to spend at least 15 minutes practicing your spellings. As well as copying out the sentences below or completing the sheet, on the website you will find a spellings document named 'Spellings fun! Activity sheet'. Each day choose a worksheet to complete using the spellings on the next page. On Friday ask somebody else to test you and see how many you can get right.

Y6 Spellings: Adverbs (3)

Use the words from the box below to complete these sentences.

You may only use each word once. Tick off each word as you use it.

slowly	responsibly	enthusiastically
quickly	importantly	frequently
gingerly	physically	
easily	immediately	

1. The class very _____ all put their hands up to answer the question.
2. Sarah had to go home _____.
3. She has a pale skin that doesn't tan _____.
4. More _____, can he be trusted?
5. Tom _____ ran down the stairs to open his presents.
6. He _____ donates large sums of money to charity.
7. It is bad for your health to be _____ inactive.
8. _____ she explored the bump on her head with her fingers.
9. Can I rely on you to behave _____ while I am away?
10. The lorry picked up speed _____.

Now that you know the meanings of these words, you need to practise spelling them correctly! Complete this activity on the back of this sheet:

Other-Handed:

Write down each spelling 5 times, switching the hand you write it with each time e.g. if you usually write using your right hand, then change to writing with your left hand. Say the word as you spell it.

Once you have completed this sheet look on the website for the 'Spelling Fun! Activity worksheet' and complete at least one worksheet each day. Don't worry if you cannot print them, just complete the task on paper or in a notebook.



Worcestershire Virtual School Games Week

Monday 6th July 2020 – Friday 10th July 2020



Tune in everyday between 10.30am – 11am via the ActiveHW website: <https://www.activehw.co.uk/worcestershire-school-games>

Timetable for the week:	
Monday 6 th July	<u>Opening Ceremony</u> <ul style="list-style-type: none">• Introduction• Sporting champion Q&A• Design a School Games Flag/Poster – highlights & results• Worcestershire's Got Talent Showcase – highlights• Speed Bounce Challenge – highlights & results• C4L 10 minute Shake Up Activity
Tuesday 7 th July	<u>Competition Highlights & Results</u> <ul style="list-style-type: none">• Worcestershire's Got Talent Showcase – highlights• Target Challenge – highlights & results• C4L 10 minute Shake Up Activity
Wednesday 8 th July	<u>Competition Highlights & Results</u> <ul style="list-style-type: none">• Worcestershire's Got Talent Showcase – highlights• Throwing Challenge – highlights & results• C4L 10 minute Shake Up Activity
Thursday 9 th July	<u>Competition Highlights & Results</u> <ul style="list-style-type: none">• Worcestershire's Got Talent Showcase – highlights• Agility Challenge – highlights & results• C4L 10 minute Shake Up Activity
Friday 10 th July	<u>Closing Ceremony</u> <ul style="list-style-type: none">• Highlights from the week• C4L 10 minute Shake Up Activity