

**MOVEMENT  
MOVEMENT  
MOVEMENT  
MOVEMENT  
MOVEMENT  
MOVEMENT  
MOVEMENT  
MOVEMENT  
MOVEMENT  
MOVEMENT**

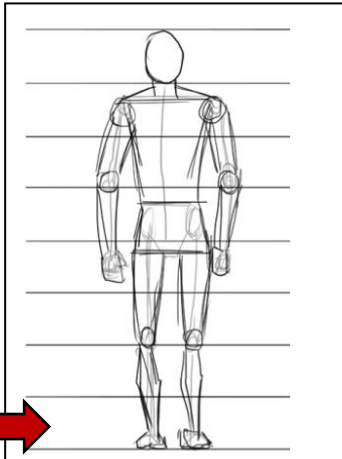
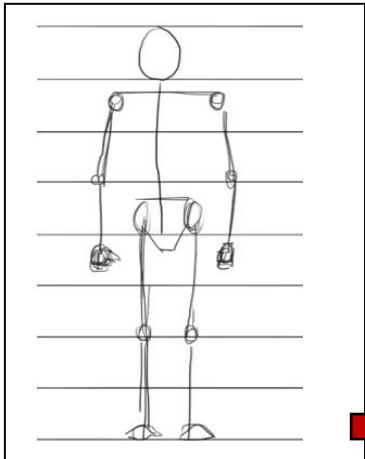


**You will use your existing knowledge of the elements to describe how Degas creates movement within his Art.**

**Using the vocabulary sheet you will enhance your descriptive skills as well as speak /write with more accuracy & confidence.**



## **Knowledge Organiser**


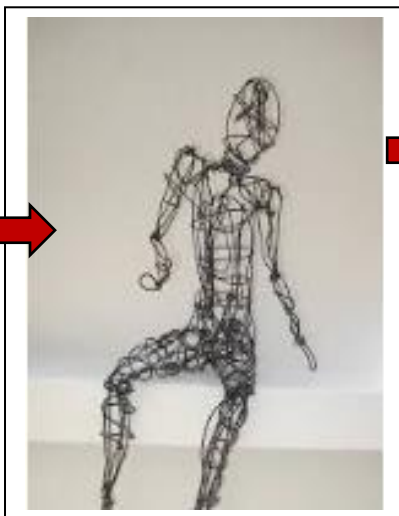

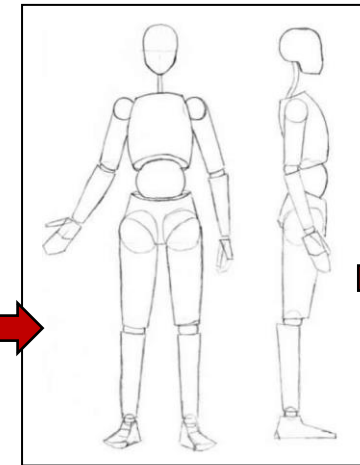


**You will be taught a series of techniques to draw the human form in proportion:**

- **Stick people**
- **Sausage people**
- **Measuring through observation.**



**You will use shading, shape and line skills identified in Degas' work to make you pencil drawing show movement.**



**You will be taught how to mould wire and Modroc safely to produce a 3D model.**



**Your teacher will demonstrate how to manipulate the wire into a well-proportioned figure. You will develop your model by bending it into a shape depicting movement.**

**You will add Modroc to your wire to show muscle, clothing and facial features.**

**Using your knowledge of paint mixing from year 5 you will mix suitable skin tones and clothing colours for your model. You will apply the paint to create texture to your work. As you progress throughout the project you will continually evaluate and adapt your work.**

