







Complete each task once to earn points. Earn additional points every time you win a medal. Trade the points for prizes.



# Rising Stars

Bronze 		7	Silver 		8
Design a new, original cover for the book.	1	Choose your favourite chapter and recount it using a storyboard.	2		
What was the best part of the book? Draw it!	1	If you met the main character in the story, would you like them? Explain your answer.	2		
Sketch the setting of the book you are reading – do not copy a picture!	1	Write a review of the book. Use the template to help you.	2		
Draw and label your favourite character.	1	Draw a timeline of the events of the story.	2		
Using speech bubbles, draw a conversation between two characters in the story.	1	Identify 10 new words in the book. Write down their meanings in your planner and use them in sentences of your own.	2		
Gold 		9	Platinum 		10
Write a new blurb for the back of the book.	3	Write an alternative ending to your story.	4		
Rewrite part of the story as a play script.	3	Take a key moment in a fiction book and turn it into a newspaper story with an attention-grabbing headline, a short paragraph of a report and a stunning picture.	4		
In 50 words, write down what happened in the book.	3	Make a list of exciting adjectives, adverbs, verbs and similes that you have found in the book and use them all in a short story of your own.	4		
Think of a tricky situation. What would your character do? Write down your ideas in plenty of detail.	3	Choose the funniest, scariest, saddest and happiest moments of your story. Write them down and justify your choices.	4		
Read a non-fiction text. Create an information poster, showing off what you have learnt.	3	Write a biography or autobiography of one of the characters, from the clues in the book, making up any information you don't know.	4		

# Reading Challenge









Complete each task once to earn points. Earn additional points every time you win a medal. Trade the points for prizes.



# SHOOTING STARS

 <b>Bronze</b>	7	 <b>Silver</b>	8
Draw a picture of yourself in the story you are reading.	1	Which character in the story do you most like? Give three detailed reasons, with evidence from the text.	2
Draw a character map of all of the characters in the book. Use the 'branches' to explain the relationships.	1	Create a storyboard of a chapter or scene from the point of view of one of the characters. Put in think bubbles to show how they are feeling.	2
If you turned this book into a TV series with 6 episodes, what would call each episode and why?	1	Draw a head and shoulders picture of the main character. Make a flap that lifts and draw or write how they really feel inside.	2
Use the clues in the book to draw a picture of a character enjoying a lottery win of millions. What would they spend it on?	1	Explain the theme of the book.	2
Do a new contents page, giving your own titles for each of the chapters.	1	How would the story be if someone else were telling it? Could you retell a bit from someone else's point of view?	2
 <b>Gold</b>	9	 <b>Platinum</b>	10
How would the story be if someone else were telling it? Could you retell a bit from someone else's point of view?	3	Write an alternative ending for the book.	4
Write a 100-word summary of the whole plot.	3	Make a list of similes to show how a character is feeling. Turn them into a poem.	4
Take one key scene and turn it into a play script.	3	Take a key moment in a fiction book and turn it into a newspaper story with an attention-grabbing headline, a short paragraph of a report and a stunning picture.	4
Write an imaginary interview with the author of the book you are reading.	3	Write a summary of the plot for a sequel to the book you are reading.	4
Write a biography or autobiography of one of the characters, from the clues in the book, making up any information you don't know.	3	Write a diary entry that one of the characters might write after an important moment in the story.	4

## Reading Challenge

